

uCertify

Course Outline

Power BI Data Analyst



09 May 2024

1. Course Objective
2. Pre-Assessment
3. Exercises, Quizzes, Flashcards & Glossary
Number of Questions
4. Expert Instructor-Led Training
5. ADA Compliant & JAWS Compatible Platform
6. State of the Art Educator Tools
7. Award Winning Learning Platform (LMS)
8. Chapter & Lessons
Syllabus
Chapter 1: Introduction
Chapter 2: Prepare the data
Chapter 3: Model the data
Chapter 4: Visualize the data
Chapter 5: Analyze the data
Chapter 6: Deploy and maintain deliverables
Videos and How To
9. Practice Test
Here's what you get
Features
10. Live labs
Lab Tasks
Here's what you get
11. Post-Assessment

1. Course Objective

Learn Power BI and become a Microsoft-certified Power BI Data Analyst with uCertify's course Power BI Data Analyst. The course has well descriptive interactive lessons containing knowledge checks, quizzes, flashcards, and glossary terms to get a detailed understanding of preparing, modeling, visualizing, and analyzing the data in Power BI. The live labs present in the course will give you a hands-on experience of data analysis in Power BI.

2. Pre-Assessment

Pre-Assessment lets you identify the areas for improvement before you start your prep. It determines what students know about a topic before it is taught and identifies areas for improvement with question assessment before beginning the course.

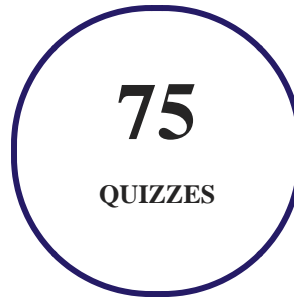
3. Exercises

There is no limit to the number of times learners can attempt these. Exercises come with detailed remediation, which ensures that learners are confident on the topic before proceeding.

165
EXERCISES

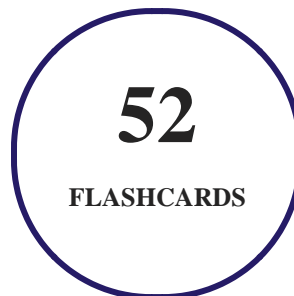
4. Quizzes

Quizzes test your knowledge on the topics of the exam when you go through the course material. There is no limit to the number of times you can attempt it.



5. flashcards

Flashcards are effective memory-aiding tools that help you learn complex topics easily. The flashcard will help you in memorizing definitions, terminologies, key concepts, and more. There is no limit to the number of times learners can attempt these. Flashcards help master the key concepts.



6. Glossary of terms

uCertify provides detailed explanations of concepts relevant to the course through Glossary. It contains a list of frequently used terminologies along with its detailed explanation. Glossary defines the key terms.



7. Expert Instructor-Led Training

uCertify uses the content from the finest publishers and only the IT industry's finest instructors. They have a minimum of 15 years real-world experience and are subject matter experts in their fields. Unlike a live class, you can study at your own pace. This creates a personal learning experience and gives you all the benefit of hands-on training with the flexibility of doing it around your schedule 24/7.

8. ADA Compliant & JAWS Compatible Platform

uCertify course and labs are ADA (Americans with Disability Act) compliant. It is now more accessible to students with features such as:

- Change the font, size, and color of the content of the course
- Text-to-speech, reads the text into spoken words
- Interactive videos, how-tos videos come with transcripts and voice-over
- Interactive transcripts, each word is clickable. Students can clip a specific part of the video by clicking on a word or a portion of the text.

JAWS (Job Access with Speech) is a computer screen reader program for Microsoft Windows that reads the screen either with a text-to-speech output or by a Refreshable Braille display. Student can easily navigate uCertify course using JAWS shortcut keys.

9. State of the Art Educator Tools

uCertify knows the importance of instructors and provide tools to help them do their job effectively. Instructors are able to clone and customize course. Do ability grouping. Create sections. Design grade scale and grade formula. Create and schedule assessments. Educators can also move a student from self-paced to mentor-guided to instructor-led mode in three clicks.

10. Award Winning Learning Platform (LMS)

uCertify has developed an award winning, highly interactive yet simple to use platform. The SIIA CODiE Awards is the only peer-reviewed program to showcase business and education technology's finest products and services. Since 1986, thousands of products, services and solutions have been

recognized for achieving excellence. uCertify has won CODiE awards consecutively for last 7 years:

- **2014**

1. Best Postsecondary Learning Solution

- **2015**

1. Best Education Solution
2. Best Virtual Learning Solution
3. Best Student Assessment Solution
4. Best Postsecondary Learning Solution
5. Best Career and Workforce Readiness Solution
6. Best Instructional Solution in Other Curriculum Areas
7. Best Corporate Learning/Workforce Development Solution

- **2016**

1. Best Virtual Learning Solution
2. Best Education Cloud-based Solution
3. Best College and Career Readiness Solution
4. Best Corporate / Workforce Learning Solution
5. Best Postsecondary Learning Content Solution
6. Best Postsecondary LMS or Learning Platform
7. Best Learning Relationship Management Solution

- **2017**

1. Best Overall Education Solution
2. Best Student Assessment Solution
3. Best Corporate/Workforce Learning Solution
4. Best Higher Education LMS or Learning Platform

- **2018**

1. Best Higher Education LMS or Learning Platform

2. Best Instructional Solution in Other Curriculum Areas
3. Best Learning Relationship Management Solution

- **2019**

1. Best Virtual Learning Solution
2. Best Content Authoring Development or Curation Solution
3. Best Higher Education Learning Management Solution (LMS)

- **2020**

1. Best College and Career Readiness Solution
2. Best Cross-Curricular Solution
3. Best Virtual Learning Solution

11. Chapter & Lessons

uCertify brings these textbooks to life. It is full of interactive activities that keeps the learner engaged. uCertify brings all available learning resources for a topic in one place so that the learner can efficiently learn without going to multiple places. Challenge questions are also embedded in the chapters so learners can attempt those while they are learning about that particular topic. This helps them grasp the concepts better because they can go over it again right away which improves learning.

Learners can do Flashcards, Exercises, Quizzes and Labs related to each chapter. At the end of every lesson, uCertify courses guide the learners on the path they should follow.

Syllabus

Chapter 1: Introduction

- Organization of this course
- Preparing for the exam
- Microsoft certifications

Chapter 2: Prepare the data

- Skill 1.1: Get data from different data sources
- Skill 1.2: Profile the data
- Skill 1.3: Clean, transform, and load the data
- Lesson summary
- Thought experiment

Chapter 3: Model the data

- Skill 2.1: Design a data model
- Skill 2.2: Develop a data model
- Skill 2.3: Create measures by using DAX
- Skill 2.4: Optimize model performance
- Lesson summary
- Thought experiment

Chapter 4: Visualize the data

- Skill 3.1: Create reports
- Skill 3.2: Create dashboards

- Skill 3.3: Enrich reports for usability
- Lesson summary
- Thought experiment

Chapter 5: Analyze the data

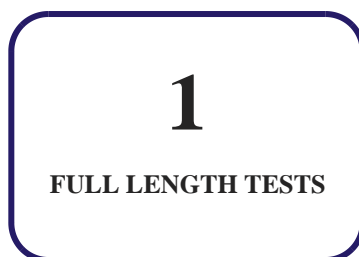
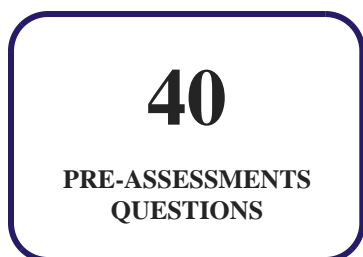
- Skill 4.1: Enhance reports to expose insights
- Skill 4.2: Perform advanced analysis
- Lesson summary
- Thought experiment

Chapter 6: Deploy and maintain deliverables

- Skill 5.1: Manage datasets
- Skill 5.2: Create and manage workspaces
- Lesson summary
- Thought experiment

12. Practice Test

Here's what you get



Features

Each question comes with detailed remediation explaining not only why an answer option is correct but also why it is incorrect.

Unlimited Practice

Each test can be taken unlimited number of times until the learner feels they are prepared. Learner can review the test and read detailed remediation. Detailed test history is also available.

Each test set comes with learn, test and review modes. In learn mode, learners will attempt a question and will get immediate feedback and complete remediation as they move on to the next question. In test mode, learners can take a timed test simulating the actual exam conditions. In review mode, learners can read through one item at a time without attempting it.

13. Live Labs

The benefits of live-labs are:

- Exam based practical tasks
- Real equipment, absolutely no simulations
- Access to the latest industry technologies
- Available anytime, anywhere on any device
- Break and Reset functionality

- No hardware costs

Lab Tasks

Prepare the data

- Creating a Data Connection
- Profiling Data in Power BI
- Using the Transpose Feature
- Shaping Data for Analysis
- Cleaning, Transforming, and Loading Connected Data

Model the data

- Configuring and Managing Data Relationships
- Creating a Calculated Table
- Creating and Managing Data Hierarchies
- Creating Calculations with DAX
- Creating Conditional Columns
- Creating Calculated Measures

Visualize the data

- Reviewing Custom Visuals and Apps
- Filtering and Slicing Reports
- Customizing Visuals in Power BI
- Charting Data in Power BI
- Creating Visualizations
- Configuring the Mobile Layout
- Incorporating Tooltips to Enhance Data Analysis
- Saving and Exporting Files in Power BI

Analyze the data

- Enhancing Reports
- Enhancing Visuals with Statistical Analysis
- Performing Advanced Analysis

Deploy and maintain deliverables

- Configuring Row-level Security
- Publishing Reports and Refreshing Data
- Enhancing Dashboards

Here's what you get

25

LIVE LABS

25

VIDEO TUTORIALS

02:02

HOURS

14. Post-Assessment

After completion of the uCertify course Post-Assessments are given to students and often used in conjunction with a Pre-Assessment to measure their achievement and the effectiveness of the exam.

GET IN TOUCH:

